



Lounge Collection



VIRGINIA
CORRECTIONAL
ENTERPRISES

www.GoVCE.net (800) 823-2823

Workforce Development

About Us

Virginia Correctional Enterprises is a self-supporting agency established by the Virginia General Assembly over 85 years ago to employ and train inmates in the Virginia Department of Corrections. VCE's job-training programs help Virginia to post among the lowest reincarceration rates in the country.

VCE products are constructed with pride and established industry certifications and standards, while generating the hard and soft skills for our inmate staff to reenter into society and gain meaningful employment.

VCE job training programs are voluntary and inmates apply and interview to be accepted. The job skills and experience gained from VCE programs provides inmates a greater chance of finding a job after release.

Preparing for a Successful Reentry

Virginia Correctional Enterprises provides work experience that mirrors private-sector business environments.

Soft Skills

On-the-job training and workshops teach inmates how to excel at communication, teamwork, time management, accountability, lean practices and responsibility.

Technical Skills

Inmates learn specialized skills for modern industries, from equipment operations to AutoCAD to maintenance solutions.

Apprenticeships & Industry/Vendor Certifications

The job skills and experience gained from VCE programs enable inmates a greater chance of finding a job after release. These opportunities include registered apprenticeship programs, such as Warehouse Logistics and Materials Handler, and industry/vendor certification programs, such as the Sherwin Williams Protective Coating Applicator Program.

SWAY Lounge Seating by KI/OEI

Experience the personalized comfort of Sway. The first of its kind, Sway lounge seating breaks free from conventional movement and enables dynamic orbital motion. Move front to back, side to side and everywhere in between with a smooth 360-degree swivel. Instead of a lounge chair that forces you to adapt, Sway adapts to you, responding to your natural body movements to provide superior comfort.



Chair
W33" D32.5" H41.75"



Ottoman
W27.25" D27.25" H17.5"



Table
W27" D27" H14.5"

POLY COLORS



Cottonwood Poly Shell/Base



Cool Gray Poly Shell/Base



Granite Gray Poly Shell/Base

OPTIONS



Contrasting Poly Shell/Base



Contrasting Fabrics



Power in Table



JESSA Lounge Collection by KI/OEI



W75.5" D30" H32.5"



W53.5" D30" H32.5"



W31.5" D30" H32.5"

Sofa, Loveseat and Lounge Chair

Today's lounge wears many hats, from lively conversation space to peaceful respite, but none of them benefit from furniture that intimidates your visitors. The Jessa seating line creates an approachable space that is an extension of your aesthetic, be it classic or contemporary.

A linear design and slender profile let Jessa Loveseats and Sofas provide generous, comfortable seating in a modest footprint. The furniture's subtle curves and minimal flourishes also serve as a canvas for its flawless tailoring.

Even with its spare design, Jessa leaves room for options. Coordinating wood arm caps add visual interest to any piece in the line. Additionally, a tablet arm can be specified on the Lounge Chair to act as an occasional

table or impromptu writing surface. Casters used in place of the glides encourage visitors to think outside of standard seating arrangements and make the space work for them.

When you provide a lounge that caters to your visitor's needs, you can expect them to return again and again. A durable wood frame and wire spring construction ensure that Jessa will continue to meet your expectations regardless of how popular the space becomes.

With Jessa's relatable, polished design and thoughtful options, your lounge furniture will always make a statement that complements your guests'. Not one that drowns them out.



Jessa offers a plush 31.5" by 30" seat made ultra comfortable by a reversible cushion of polyurethane foam.



The clean lines of Jessa's upholstered sides and back give the Lounge Chair a polished look.



The Lounge Chair can be specified with a tablet arm in laminate finishes to match or coordinate with the wood arm caps.



Optional casters make moving the furniture for cleaning, maintenance, or use effortless.

SUAVÉ Lounge Collection by KI/OEI

Don't be fooled by Suavé's informal appearance. Despite its casual façade, this furniture takes its job seriously. The deep seat and natural angle between the seat and back provide a comfortable sit in a slightly reclined position. Adding to that comfort is high-density foam that provides lasting support while maintaining the furniture's clean lines.

Lounges are natural spaces for collaboration. Should inspiration strike, Suavé offers thoughtful options to help incubate ideas the moment they appear. Lounge chairs with tablet arms are perfect for taking notes, and tables with markerboard tops make supplying your own paper optional.

Whether you add Suavé to healthcare, educational, or business settings, you will find it's informal style encourages relaxed and supportive communication. Who couldn't benefit from a little more of that?



W18" D26" H18"

W32" D33.5" H28.25"



W78" D33.5" H28.25"



W36" D36" H15"



Tablet Arm - transforms a lounge chair into an impromptu desk when the need arises.



Sled Base - provides Mid-Century Modern appeal and makes any of the furniture easier to maneuver.



Wood Armcap & Wood Leg - create a warmer look for Contemporary spaces that use natural accents.



Wide Panel Arm - delivers on the line's promise of casual comfort, with a height that allows you to sit the way you like.



Markerboard Tabletop - gives you permission to make the most of it when creativity strikes without leaving a lasting mark.

SHIBBY Lounge Collection by KI/OEI

DESIGNED TO DEFINE

Functional. Flexible. Fun. Say hello to Shibby, the modular seating collection that lets you mix laminate, upholstery and metal elements to find your own version of modern cool.

The Shibby seating family includes lounge chairs, sofas, tables, ottomans, benches, wedges and more that can be used as individual pieces or combined for one-of-a-kind creations. Its low profile allows you to build niches that subtly encourage interaction instead of rigidly walling off space.

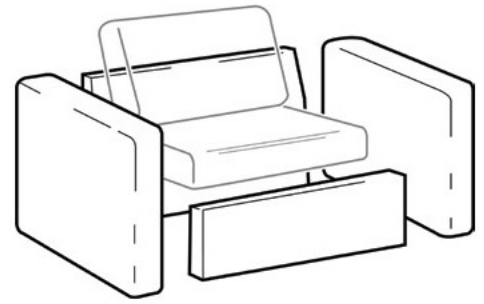
With Shibby you can break down barriers and build centers for activity instead. Easily frame open spaces and transform them on your own terms with your unique blend of imagination, style and sophistication. Shibby gives you the freedom to bring your vision to life. Its clean lines and subtle curves create a low-slung modern aesthetic leaving space for your creativity to flow.



WILL 950 Series by Nightingale



W29" D28.5" H30"



| MODULAR CONSTRUCTION |



FEATURES

Modular construction parts that snap and lock into place for solid, secure comfort – no tools required and one person can deliver and assemble in minutes. Components are easily replaced if required.

The upholstery features high-density, high-resiliency foam on a wood frame design for strength and durability. Legs with satin aluminum finish are standard.



DESIGN

Fully upholstered steel frame design for strength and durability with high density, high resiliency molded foam for comfort and support.



W25.5" D18" H31"

EDGE Lounge Collection by

It is time to be
on the Edge.

Sit on the Edge. Define the Edge of class, the Edge of style, the Edge of mid-century modern sophistication. And then be carried over into a whole new world of comfort.



Depth of Versatility

Edge is lounge. It is collaborative. It is guest/side. It is conference. Edge is made for break out areas, for thinking spaces, for lobbies made to impress. With its depth of comfort, base options and multiple upholstery layouts, edge is soft seating wherever soft seating needs to be.

ATELIER 2 Lounge Collection by Dauphin

Huddle in Style. Power for Productivity.

Atelier 2 is an elegant soft seating program that brings functional design together with privacy to create dynamic spaces for meeting, eating or focus work. Available as a two or three seat sofa, with segmented seat and back cushions or pillows, Atelier 2 can also be combined with a connecting wall to create huddle stations, with optional peninsula table. The surface mount power with duplex and USB outlets are options that allow users to recharge their devices, while the connecting wall can be specified with a TV mounting bracket and zippered channel to conceal an LED/LCD power cord.



Integrated power
channel stitching
W60" H53"



Segmented back cushions
no stitching
W72" H53"

UNIFY Lounge Collection by OFGO Studio



The UNIFY collection is a multi-use furniture series which allows for the creation of mixed-use space.

With one collection, UNIFY offers the ability to create open, semi-private, or focused based configurations which can integrate seamlessly with other OFGO STUDIO product offerings.

Influenced by the future generation of workers, UNIFY promotes environments for self-expression and rapid-fire collaboration.



Aptly named, UNIFY offers a collection of modular units that encourage unity and collaboration. Modular units are available in straight or curved modules, and are offered in three back heights for varying levels of privacy – 32.5", 47", and 53".

An integrated shelf feature provides an additional workspace surface to create a dynamic collaborative space while maximizing floor real estate.

Additional options include a rotating tablet with a 360 degree turning radius as well as a multitude of integrated power module positioning options that allow users to unwind and recharge.



SOFT SEATING Lounge Collection by OFGO Studio



Available Widths: 21", 34", 58"
D30" H32.5"

REMINGTON

With options from lounge chairs, sofas, and settees, the Remington collection offers you a combination of simplicity and comfort. A broad palette of textile, laminate, and glass surfaces allow this collection to integrate seamlessly into any environment.



Available Widths: 24", 52", 82"
D31" H28"

INFINITY

The Infinity collection is an expression of contemporary European style. Its chrome plated metal base and multi-functional design allows for maximum versatility and style in any environment. High-density foam seats and backrest allow for unmatched durability and superior comfort. However you choose to arrange a space, the Infinity collection offers endless possibilities.


SOFT SEATING Lounge Collection by OFGO Studio



Available Widths: 21", 43", 64"
D30" H32.5"

PARKER

Luxury at your leisure. The Parker collection provides versatile solutions for lounge and collaborative spaces. Parker's elegance is emphasized by its robust yet luxurious wooden veneer frame. Endless configurations and sophisticated design, Parker's flexibility meets the needs of countless spaces.



Available Widths: 21", 26", 36"
Available Depths: 26", 36"
Available Heights: 17.5", 32"

LIBERTY

Offering superior function, Liberty provides a sleek and contemporary design. An extensive range of completely interchangeable combinations can be selected to suit the requirements of any space, including meeting, gathering and lounging zones.

HLC EDWARD by Hickory Contract



Edward

Width 27"

Height 35"

Depth 28"

METRO by Hickory Contract



MEGHAN Lounge Seating by Hickory Contract



Meghan Lounge

Width	35"
Height	35"
Depth	32"



Meghan Loveseat

Width	55"
Height	35"
Depth	32"



Meghan Sofa

Width	78"
Height	35"
Depth	32"



Meghan Settee

Width	50"
Height	25"
Depth	24"



Meghan Chair

Width	29.5"
Height	37"
Depth	23"



Meghan Settee

Width	49"
Height	37"
Depth	23"

ALLEGIANCE 1 Lounge Collection by VCE

Allegiance 1

Fixed back & seat cushion



Armless Chair
W28.5" D28.5" H33"
AL C002



2 Arm Chair
W35.5" D28.5" H33"
AL C003



Left Arm Facing Chair
W32" D28.5" H33"
AL C006



Right Arm Facing Chair
W32" D28.5" H33"
AL C005



Armless Loveseat
W58" D28.5" H33"
AL LS00



2 Arm Loveseat
W65.5" D28.5" H33"
AL LS03



Left Arm Facing Loveseat
W61.5" D28.5" H33"
AL LS01



Right Arm Facing Loveseat
W61.5" D28.5" H33"
AL LS02



Ottoman
W28.5" D28.5" H18"
AL OT00



Bench
W57.5" D28.5" H18.5"
AL B001



Corner Wedge
W48.5" D31" H18"
AL CW01



Corner Wedge w/Back
W48.5" D31" H18"



Legs are available in wood or metal.

ALLEGIANCE 2 Lounge Collection by VCE

Allegiance 2

Tight back & seat



Armless Chair
W28.5" D28.5" H33"
ALII C002



2 Arm Chair
W35.5" D28.5" H33"
ALII C003



Left Arm Facing Chair
W32" D28.5" H33"
ALII C006



Right Arm Facing Chair
W32" D28.5" H33"
ALII C005



Armless Loveseat
W58" D28.5" H33"



2 Arm Loveseat
W34.5" D65.5" H33"




Left Arm Facing Loveseat
W61.5" D28.5" H33"
ALII LS01



Right Arm Facing Loveseat
W61.5" D28.5" H33"
ALII LS02



Ottoman
W28.5" D28.5" H18"
ALII OT00



Bench
W57.5" D28.5" H18"
ALII B001



Corner Wedge
W48.5" D31" H18"
ALII CW01



Armless Corner Wedge
W48.5" D31" H18"



Legs are available in wood or metal.



VCE Seating Collection



Stafford II Three Seater Bench Upholstered Back
#35031



Stafford II Bench Upholstered Seat
#35001



Stafford II Chair 3/4 Upholstered Back
#35340, #35003



Stafford II Fully Upholstered Back
#35350, #35341



Old Dominion Lounge Chair
#26001



Hanover Lounge Chair
#3933

Handmade quality lounge options

VCE Sofa Collection



Old Dominion Lounge Loveseat
#26020



Old Dominion Lounge Sofa
#26002



Hanover Lounge Loveseat
#3931



Hanover Lounge Sofa
#3932

Sofa seating options to match any budget

VCE Lounge Tables Collection



Piedmont Drum Table
#3216 DIA24" H20"



Piedmont Coffee Table
#34029 W22" L42" H16"



Old Dominion End Table
#3852 W22" L22" H22"



Old Dominion Coffee Table
#3821 W22" L42" H16"



Montgomery End Table
#MNTG-3051 W22" L22" H22"



Montgomery Coffee Table
#MNTG-3057 W22" L42" H16"



Commonwealth End Table
#3327 W22" L42" H16"



Commonwealth Coffee Table
#3327 W22" L42" H16"

Lounge tables that are both functional and stylish

Customer Service

1-800-823-2823

vcecustsrv@vadoc.virginia.gov



VIRGINIA
CORRECTIONAL
ENTERPRISES

Customer Contacts

Furniture

Steven Bennett - Eastern Region Furniture/Case Goods

- 804-338-0080
- Steven.Bennett@vadoc.virginia.gov

Contact Sales Manager - Northern Region Furniture/Case Goods

June Duvall - Central Region Furniture/Case Goods

- 804-759-8421
- June.Duvall@vadoc.virginia.gov

Kevin May - Western Region Furniture/Case Goods

- 540-632-3561
- Kevin.May@vadoc.virginia.gov

Robert Tilkey - Sales Manager

- 804-241-8570
- Robert.Tilkey@vadoc.virginia.gov

Barbara Miner - Design Manager

- 804-840-5029
- Barbara.Miner@vadoc.virginia.gov

Creating Quality Products and Promising Futures

Other Services

Ruth Pollard - Offset & Digital Print

- 804-385-3548
- Ruth.Pollard@vadoc.virginia.gov

Vehicle Conversions/Drug Testing Kits/Janitorial Supplies/Signs & Banners

- vcespecialtysales@vadoc.virginia.gov

Ink & Toner

- vcecustsrv@vadoc.virginia.gov

John "Josh" Petrie - Apparel/Silk Screen & Embroidery

- 804-912-3371
- John.Petrie@vadoc.virginia.gov

Clothing | Footwear | Linen Services | Silk Screening
Embroidery | Printing | Braille | Document Management
Vehicle Conversions | Dental | Prescription Eyewear Office
Furniture Tables | Seating | Lounge Furniture | Janitorial
Products Signs & Banners | Ink & Toner



VIRGINIA
CORRECTIONAL
ENTERPRISES

www.GoVCE.net

8030 White Bark Terrace | North Chesterfield, VA 23237

Customer Service

(800) 823-2823

vcecustsrv@vadoc.virginia.gov

Printed by Virginia Correctional Enterprises Digital Print Facility