



RESIDENCE LIFE SOLUTIONS



VIRGINIA
CORRECTIONAL
ENTERPRISES



www.GoVCE.net (800) 823-2823

Workforce Development

About Us

Virginia Correctional Enterprises (VCE) is a self-supporting agency designed to provide incarcerated individuals with job training, skills development, and employment opportunities within the Virginia Department of Corrections. Established over 85 years ago by the Virginia General Assembly, VCE focuses on reducing recidivism by equipping inmates with the tools they need to reintegrate into society successfully.

VCE's mission is to strengthen future employment opportunities and marketable skills for inmate workers through on-the-job training and work development programs, supported by the production and delivery of quality products and services to our customers. VCE workforce development programs are voluntary, inmate workers apply, interview and are accepted into a program based on a predetermined set of criteria for each program.

Preparing for a Successful Reentry

Soft Skills Development

Inmates are trained in critical interpersonal and professional skills such as communication, teamwork, time management, accountability, and the principles of lean practices. These are essential for their future success in the workplace, allowing them to adapt and thrive in a variety of professional environments.

Specialized Skill Training

The program offers hands-on training in industries such as furniture design and manufacturing, AutoCAD, and maintenance and sanitation solutions. This training helps prepare inmates for roles that require technical expertise, making them more competitive candidates when seeking employment after release.

Registered Apprenticeships & Certifications

Through partnerships with industry professionals, VCE offers Registered Apprenticeships and vendor certifications. These provide inmates with recognized credentials that enhance their employability and make them more attractive to potential employers in the private sector.

Workforce Development Programs

The overarching goal of VCE's workforce development programs is to equip inmates with the practical skills and knowledge necessary to secure meaningful employment after their release.

Residence Life Collection, Finishes & Laminates

Residence Life Collections


Designed for Durability. Built for Student Life.

Explore our Residence Life Collections—Appomattox, Chesapeake, and Potomac—crafted to meet the demanding needs of campus living with strength, function, and lasting appeal. Each collection is engineered with high-quality materials, precise construction, and user-focused features ideal for Virginia's Higher Education institutions.


Laminates




RIVIERA MAPLE




NATURAL OAK



VICTORIAN CHERRY



DARK WALNUT




GROVE MYRTLE




TOWNSHIP MAPLE

Wood Stains / Laminates




NATURAL OAK

** Potomac only*




MAHOGANY

** Potomac only*



WALNUT

** Potomac only*



VICTORIAN CHERRY

** Potomac only*

Looking for more options? Contact your VCE sales representative about additional products and fabrics—custom quotes available!

Appomattox Collection

The Appomattox Residence Life Collection is designed for durability and functionality, featuring high-quality materials and thoughtful construction.

Chest

2 Drawer under bed w/ metal base
24x36x20
AP31001CBCB UB MB



Chest

3 Drawer
24x30x30



Bookcase

24x12x30
AP BK231130



Wardrobe

2 door
24x36x72
AP W243672



Wardrobe

Chest/Combo
24x30x78
AP W302478



Wardrobe

1 door
24x24x72
AP W242472



Appomattox Collection

Desk

No pedestal
24X24x30
AP D2424



Desk

No pedestal
24x30x30
AP D2430



Desk

Right pedestal; No center drawer
24x42x30
AP D244230



Pedestal

3 Drawer
24x18x30
AP P182430



Desk Board

Tackboard/Markerboard
20x40
AP DB2040



Hutch

24x40
AP H2440



Nightstand

1 Drawer
24x18x30
AP NS182430



Nightstand

1 Shelf
18x18x24
AP NS18182



Worksurfaces and Panels: Constructed from 3/4" MCP/TFL material with 3mm vinyl edge banding on select edges.

Pedestals & Drawers: Drawer fronts are 3/4" MCP/TFL with 3mm vinyl edge banding. Interior drawers are made with dovetail five sided construction from birch plywood. Pedestal and chest drawers shown with preferred center-mounted recessed drawer pulls but available in polished nickel or black matte bar pulls, and all drawers use 100# test drawer glides with nylon rollers. Advise your sales representative on your pull preference. Bar pulls are not recommended on 2 drawer under bed chest.

Wardrobe Doors & Drawers: The wardrobe includes a chrome clothes hanger rod and optional full-length mirror, with finishes matching in grain from top to bottom.

Metal Bases: Featuring a 3" high welded tubular frame connecting legs with adjustable floor levelers for height adjustment. This adds significant rigidity and **reduced maintenance cost** benefits.

Chesapeake Collection

The Chesapeake Residence Life Collection offers high-quality, durable workspaces designed to meet every student's needs.


Wardrobe
1 door
24x24x72
CP W1D 2472




Wardrobe
2 door
24x36x72
CP W2D 3672



Wardrobe
Chest/Combo w/ Casters
24x36x78
CP W2DDC 3678



Wardrobe
Chest/Combo
24x36x78
CP W2DD 3678



Chest
2 Drawer under bed
24x36x20
CP C320



Chest
3 Drawer
24x30x30
CP C330



Bookcase
1 Shelf
24x12x30
CP B130



Chesapeake Collection

Desk

No pedestal
24X24x30
CP D024



Desk

No pedestal
24x30x30
CP D030



Desk

Right pedestal; No center drawer
24x42x30
CP D142



Nightstand

1 Drawer
24x18x30
CP N110



Nightstand

3 Drawer w/adj. glides
24x18x30
CP N111




Mobile Pedestal

3 Drawer w/casters
24x18x30
CP P724




Desk Board

Tackboard/Markerboard
Power/Data
20x42
CP DB4220




Tackboard/Corkboard

Corkboard
.25x12x36
CP TB36



Hutch

1 Shelf
10x42x24
CP H042



Work surfaces and Panels: Available in either 3/4" MCP/TFL or 1-1/8" plywood/particle board covered in laminate with 3mm vinyl edge bands on select edges.

Pedestals and Drawers: Drawer fronts are 3/4" MCP/TFL with 3mm vinyl edge banding. Interior drawers are made with dovetail five sided construction from birch plywood. Pedestal and chest drawers shown with preferred center-mounted recessed drawer pulls but available in polished nickel or black matte bar pulls, and all drawers use 100# test drawer glides with nylon rollers. Advise your sales representative on your pull preference. Bar pulls are **not** recommended on 2 drawer under bed chest.

Potomac Collection

The Potomac Residence Life Collection blends timeless design with oak wood functionality, making it an ideal choice for both practicality and aesthetic appeal.

Wardrobe
2 Door
24x36x72
PT 2 DR WRD0100



Wardrobe
1 Door
24x24x72
PT SINGLE DR WRD0200



Wardrobe
2 Door/Chest Combo
27X37X78
PT 2DR COMBO WRD0700



Chest
2 Drawer under bed chest
24x36x20
PT UNDERBED DCT0600



Chest
3 Drawer chest
24x30x30
PTCT3



Potomac Collection

Student Desk
No Ped-2 Pencil Drawers
24x30x42
PT NPD DSK0400




Student Desk
No Ped
24x30x42
PT NPD DSK0300



Student Desk
3 Drawer-Single Ped
24x30x42
PTD30R3



Desk Board
Tackboard/Markerboard
20x1x42
PT DSK BRD0500



Bookcase
12x24x30
PTBK0800



Student Desk Hutch
Right Ped-4 Drawer
24x41x10
PTD30R3-K00/PT Hutch0900



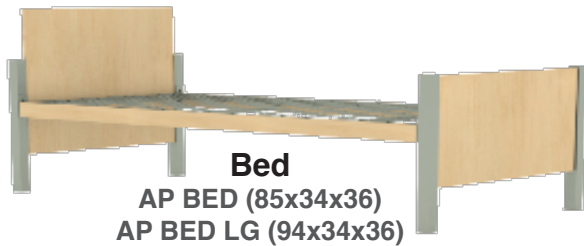
Work surfaces and Panels: Tops are laminate with engineered core sub-strait 3/4" thick, side panels are constructed with finished 3/4" thick oak plywood.

Pedestals and Drawers: Box and file drawers are constructed with five-sided panels and glide smoothly on ball bearing slides, providing full extension for easy access. Additionally, the box and file drawers are 20" (500mm) deep.

Drawer/Door Handles are cut into the door and drawer fronts.

Beds

Transform student living with Virginia Correctional Enterprises' durable and stylish dorm bedroom solutions. Designed to balance comfort, function, and lasting value, our furniture is built to meet the demands of daily campus life. From beds and dressers to desks and wardrobes, each piece combines smart design with dependable performance—ideal for residence halls seeking quality, affordability, and long-term



Bed
AP BED (85x34x36)
AP BED LG (94x34x36)



Bed
36X90X37
CP B090
36x85x37



Period Loft Bed

The VCE Period Bed is built to withstand youthful exuberance through solid oak wood manufacturing. It features adjustable tracks on both sides of the posts to allow for add-on attachments (shelves and worksurfaces). 3195 KXX Loft 72H



Bed
72" Loft Bed
38x85x72
3195 KXX LOFT



Bed
36" Bed/Stackable
38x85x36
3195



Two Position Chair
X241101
available upon request



Navigator Air
32154



Piper Chair
39055



Attain Task Chair
KI SPDCAP



Attain Nesting Chair
KI SLNAP



Attain
KI SLNAUB



Sitka Stool
ST GPSNAP



Navigator Air Stool
32156



Siamo
DPN SM16682

Office Task Chairs



VXO Task
NG 7280



Tuxedo Task
NG 3500



LXO Task
3944



IC2 Task
NG UN7300



Breathe Task
3203



Breathe Jr.
3210



Run II
V972



Ithaca Task
32086



Ithaca Ultra
32079



24/7 Task
NG UN247HD



Sherman 24/7
HG UN9000

Allegiance 1 Lounge Collection

Allegiance 1

Fixed back & seat cushion



Armless Chair
W28.5" D28.5" H33"
AL C002



2 Arm Chair
W35.5" D28.5" H33"
AL C003



Left Arm Facing Chair
W32" D28.5" H33"
AL C006



Right Arm Facing Chair
W32" D28.5" H33"
AL C005



Armless Loveseat
W58" D28.5" H33"
AL LS00



2 Arm Loveseat
W65.5" D28.5" H33"
AL LS03



Left Arm Facing Loveseat
W61.5" D28.5" H33"
AL LS01



Right Arm Facing Loveseat
W61.5" D28.5" H33"
AL LS02



Ottoman
W28.5" D28.5" H18"
AL OT00



Bench
W57.5" D28.5" H18.5"
AL B001



Corner Wedge
W48.5" D31" H18"
AL CW01



Corner Wedge w/Back
W48.5" D31" H18"



Legs are available in wood or metal.

Allegiance 2 Lounge Collection

Allegiance 2

Tight back & seat



Armless Chair
W28.5" D28.5" H33"
ALII C002



2 Arm Chair
W35.5" D28.5" H33"
ALII C003



Left Arm Facing Chair
W32" D28.5" H33"
ALII C006



Right Arm Facing Chair
W32" D28.5" H33"
ALII C005



Armless Loveseat
W58" D28.5" H33"



2 Arm Loveseat
W34.5" D65.5" H33"




Left Arm Facing Loveseat
W61.5" D28.5" H33"
ALII LS01



Right Arm Facing Loveseat
W61.5" D28.5" H33"
ALII LS02



Ottoman
W28.5" D28.5" H18"
ALII OT00



Bench
W57.5" D28.5" H18"
ALII B001



Corner Wedge
W48.5" D31" H18"
ALII CW01



Armless Corner Wedge
W48.5" D31" H18"



Legs are available in wood or metal.



Collaborative Spaces



Junxion by Dauphin

Lounge furnishings configured in infinite ways to meet the need for quiet and privacy – for focus or group work – in noisy, open spaces.



Hiline by Dauphin

Lounge furnishings that bring functional design together with privacy to create a dynamic space for people to connect.



Atelier 2 by Dauphin

Versatile soft seating that brings functional design together with privacy to create dynamic spaces for meeting, eating or focus work.



Danforth by Nightingale

Modular seating that adds a classic presence to any space. Easy to move and easily assembled.



Unify by OFGO

The UNIFY collection is a multi-use furniture series which allows for the creation of mixed-use space.



Rane by Nightingale

Easily adjustable and functionally practical. Designed for lobbies, collaborative work areas, open meeting areas and large public venues.



Liberty by OFGO Studio

Offering superior function, Liberty provides a sleek and contemporary design. and lounging zones



Uptown by Hickory Contract

Uptown is a furniture collection by Hickory Contract, known for its modern design and upholstered pieces.

Sofas & Loveseats



Downtown

SUAVÉ by KI/OEI



Folding Bases



3ETFDR

Tapered Bases



3ATP3C22BS



3ATP3C22BD

Flipping Tops



3EXFPD



3ETFPR



3EXFPS

Fixed Bases



3ETFX0



7803FX



7802FX

Adjustable Height



7801

Occasional



3216



KI CTBL

Modular Office Systems

VCE offers a comprehensive range of modular office systems that blend technical performance with upscale design. Whether you're looking for rapid reconfiguration, enhanced collaboration, or customizable solutions, our systems are designed to meet the unique needs of your workspace. Tailored to fit your specifications and budget, our versatile modular office furniture ensures both functionality and style, providing the perfect foundation for dynamic and productive office environments.



FlexStation



System XXI



Stylelinks



Links

Looking for more options? Contact your VCE sales representative about additional products and styles—custom quotes available!



VIRGINIA
CORRECTIONAL
ENTERPRISES

Creating Quality Products and Promising Futures

Customer Contacts

Eastern Region Sales Furniture/Case

Goods Sales Only - Steven Bennett

- 804-338-0080
- Steven.Bennett@vadoc.virginia.gov

Northern Region Sales Furniture/Case

Goods Only - Julia Batta

- (804) 743-4113
- Julia.Batta@vadoc.virginia.gov

Central Region Sales Furniture/Case Goods

Sales Only - June Duvall

- 804-759-8421
- June.Duvall@vadoc.virginia.gov

Western Region Sales Furniture/Case

Goods Sales Only

Contact Sales Manager - Robert Tilkey

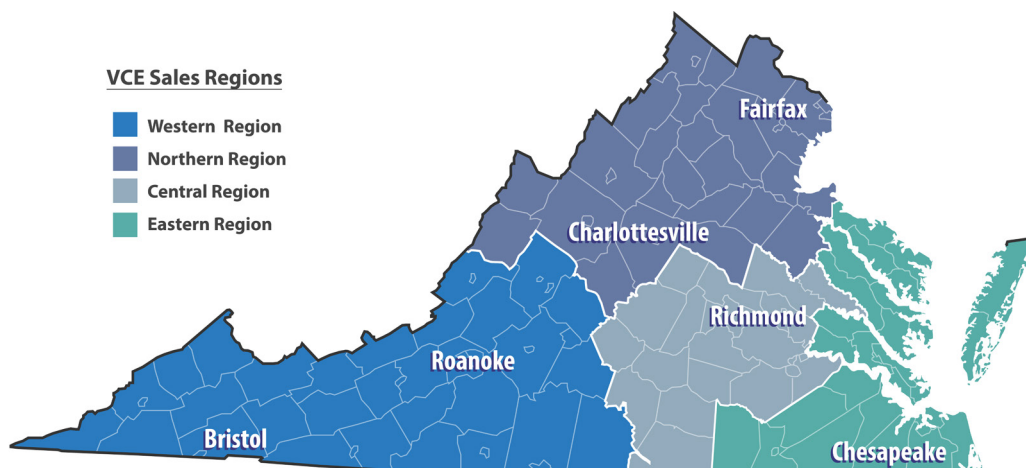
- 804-241-8570
- Robert.Tilkey@vadoc.virginia.gov

Sales Manager - Robert Tilkey

- 804-241-8570
- Robert.Tilkey@vadoc.virginia.gov

Design Manager - Barbara Miner

- 804-840-5029
- Barbara.Miner@vadoc.virginia.gov



Customer Service

1-800-823-2823

vcecustsrv@vadoc.virginia.gov



RESIDENCE LIFE SOLUTIONS



VIRGINIA
CORRECTIONAL
ENTERPRISES

www.GoVCE.net

8030 White Bark Terrace | North Chesterfield, VA 23237

Customer Service

(800) 823-2823

vcecustsrv@vadoc.virginia.gov