

SYSTEM XXI™

PANEL SYSTEM
WITH STACK & TILE



Stack & Tile Option

REDEFINE YOUR ENVIRONMENT

A panel is a panel...or is it? System XXI Stack & Tile panels give complex functionality a weightless design. A sleek profile, aluminum trim, and perforated panel option create a modern interpretation of the classic System XXI design. The hallmark adaptability of System XXI is conserved by the variety of sizes, finishes, and compositions of the panels. Also, like heritage System XXI panels, Stack & Tile panels can conceal cabling run within channels of their steel frames, but only Stack & Tile panels bring that power and data to worksurface height.



A tool tile and its accompanying accessories localize storage and alleviate desktop clutter.




Perforated steel tiles are a modern way to create modesty without barriers.





Painted steel tiles provide a magnetic surface for your organizational needs. Available in panel heights from 30-66".



Monolithic fabric panels can be specified to reflect your style and add additional acoustic control.



Panel segmentation adds visual interest to the workspace.



Segmented panels allow for Universal electric and data capabilities above the base raceway.



Multi-Pod Designs

MAXIMIZE YOUR ENVIRONMENT

The team workspace poses unique challenges for furniture designers: access with privacy; storage that doesn't sacrifice vital space; and mobility for impromptu meetings. System XXI rises to the occasion with products that strike a balance.

COLLABORATION REQUIRES ACCESS

The tempered glass panels and transaction counters in the System XXI line facilitate communication even as fabric panels give a measure of privacy.

Acoustical control can be just as important as privacy in a group space. That is why System XXI fabric acoustical panels contain three layers of fiberglass insulation. This gives them 0.75 NRC rating - a number that means the only person who will hear your fingers tapping is you.

Keep storage solutions out of the way. Series XXI pedestals and 2-drawer lateral files are designed to fit beneath worksurfaces. While worksurface-supporting pedestals do double duty

without any larger footprint than their freestanding or mobile counterparts. Any combination of files and storage can also be specified "keyed alike", allowing shared utilization of secured materials.

Personal space can also be at a premium, but System XXI offers a range of panel hung accessories that maintain an open plan layout.



This optional coat hook/picture hanger coordinates with the trim color of the workstation and attaches discreetly under the top cap of the panel.



Slimline grommets are factory installed at the back edge of the worksurface to provide an unobtrusive location for power cords to run from equipment to receptacles in the bottom raceway.



Round grommets are factory installed to give cables access through T-edged style worksurfaces.

Coat hooks, tackboards, markerboards, and name plate holders can all be mounted to panels or panel trim.

Even unsightly power cables have their place with System XXI. When powered panels and slimline or round worksurface grommets are used together, cables can be run from equipment, through a central location in the surface and down to the receptacle discreetly. An additional cord

manager accessory snaps into the side trim rail of a panel to corral cords at the end of a run.

Make more space wherever you need it with mobile worksurfaces. These surfaces can be moved to provide additional space for oversized projects, act as traditional workspace for guests or short-term employees, and serve as a conference table for a team meeting at a moment's notice.

When you couple mobile worksurfaces with a cushioned pedestal files you have emergency seating and desking whenever circumstances dictate them.

Mobile conference end worksurfaces with locking casters are stable in a fixed position, but unlock simply to provide additional space wherever needed.

A table cut-out provides a channel for the adjoining panel end cap, giving the area a finished look even when the mobile worksurface is in use elsewhere.



Shared Stations

SHAPE YOUR ENVIRONMENT

You share your office space, your job functions, and even your guest seating. Isn't it only natural that you would share your power source? Base and top feed electrical connections link clusters of workstations to floor, wall, or ceiling power sources within the building. You can control the number of these connections by choosing from a 622 10-wire or a 442 10-wire distribution system. With 1, 2, or 3 isolated ground circuits, 4 to 12 computers (and computer users) can be linked to a single external power source. Isn't that bright?




A bottom open frame panel in the center of a space increases airflow, while next to a wall, it makes building-mounted systems accessible.



Increase the height of existing panel runs already in place with stackable panels to yield less disruptive reconfigurations.

Electrical Information



Panel electric conversion jumpers convert the old electrical 8-wire system to the new Universal electrical system.




The pan retrofit allows the installation of the Universal electrical system into the old 8-wire system



Standard raceways contain built-in wireways for data. Allowing data faceplates to be mounted in line with receptacles.






Isolated ground receptacles are orange, but the convenience receptacles are available in the 5 standard colors to match the rest of the trim.



A non-handed base feed ties the building power supply at floor or wall level to the distribution system of the panels via 72" of flexible conduit.



Top feed conduits travel vertically within panels from the ceiling power supply to the raceway where they connect to the panel distribution system.



Aluminum power poles enclose top feed conduits from the ceiling to the panel. They are available in lengths of 7' or 10' and 5 trim colors.



Managerial Options

ORGANIZE YOUR ENVIRONMENT


If your projects tend to blanket every surface, let System XXI storage solutions move your supplies out of the way. For a traditional take on small item storage, try the center drawer. It mounts easily beneath any worksurface and can be locked for added security.

Flipper Door Overheads are lockable cabinets that coordinate in size and composition with the panels and worksurfaces of the line. Universal Overheads add a receding door to allow additional storage on top of the cabinet, while ADA-compliant Venus Overheads make sure that lockable storage is within reach of everyone.

Sometimes you need an overhead, a filing cabinet, and a place to hang your coat. And sometimes you want them all to be in the same place. Kiosks offer a mixed media approach to storage, incorporating shelf units, lateral files and a locking closet all in one.



A 16" or 32" high panel-hung markerboard doesn't encroach on limited space.



Channels within the frames of System XXI panels guide wires inside the furniture, keeping them out of the workstation.




The steel frame and expanded metal skeleton of a System XXI panel core enclose acoustic barriers of fiberglass for a combination of panel strength and acoustical privacy.





An optional translucent Rolling Screen Door provides a simple privacy solution whether you are working at your desk, or you are away from the office.



A center drawer on smooth ball bearing glides adds locking storage to the worksurface itself.



Steel leg posts provide support to conference peninsula worksurfaces and maximum leg room for their users.



Fabric-covered tackboards make the space between worksurfaces and overheads a home for notes and notices.



Managerial/Reception Set-Ups

APPRECIATE YOUR ENVIRONMENT

Today your workspace is a junior executive semi-private, tomorrow it may be the big office. With System XXI, smart design features are built into every item, so you don't have to wait for comfort or style.

A transaction counter creates concealed storage for the user. For direct illumination, task lights can be added to any overhead, while step-down panel heights are used to provide privacy where needed and admit natural light in any office setting.

With System XXI you really can have it all.

Full-height tempered glass panels are used in conjunction with panel doors to transform a workstation into an office with acoustical privacy.





Venus Overhead Task Lights mount flush to the underside of the overhead cabinet.



9 1/2" of overhang inside the station lets the user take advantage of under counter storage space. Countertops meet ADA requirements, making them ideal for transactions with any user and client.



Panels are available in heights from 32" to 84" and connect through single piece hinges, so multiple heights can be used together.



The cord manager snaps into the panel side trim rail, keeping power cords orderly from top to bottom.



FABRICS AND FINISHES

*Product fabrics and finishes shown are reproduced as faithfully as possible within the limitations of the printing process.

COVER SHOT

Panel Fabric-Mayer Fabrics Formations Willow 141-003
Trim/Accessories-Sand (SA)
Work Surface Laminate-Monticello Maple (LMT)
Overhead Laminate-Monticello Maple (LMT)

PAGE 2/3 SPREAD

Panel Fabric-Mayer Fabrics Formations Willow 141-003
Trim/Accessories-Sand (SA)
Work Surface Laminate-Monticello Maple (LMT)
Overhead Laminate-Monticello Maple (LMT)
Consult® Lounge Seating-Pallas Fabrics

PAGE 4/5 SPREAD

Panel Fabric-Pallas, Learning the Ropes, Big First Step 28.035.011
Trim/Accessories-Sand (SA)
Work Surface Laminate-Pearl Bisque (LPB)
Tackboard Fabric-P1ST Postulate/Sandhurst
Ithaca® Chair Fabric-2PMO Spackle/Mango

PAGE 6/7 SPREAD

Panel Fabric-Mayer Fabrics Ovation 125-009 Sunrise
Trim/Accessories-Black (BL)
Work Surface Laminate-Desert Zephyr (LDZ)
Tackboard Fabric-Mayer Fabrics Gemini 119-002 Raffia
Overheads-Black Paint with Gemini 119-002 Raffia Fabric Upper Doors
Pride® Chair Fabric-Mayer Fabrics Petit Point 858-007 Dijon with Black Poly

PAGE 8/9 SPREAD

Panel Fabric-Mayer Fabrics Snapshot FAB0295 Steel
Trim/Accessories-Light Tone (LG)
Work Surface Laminate-Graphite Nebula (LGN)
Tackboard Fabric-Mayer Fabrics SuperNova 124-026 Space
Overheads-Light Tone Paint with Black Upper Doors
~~Sterling™ 2 Chair (OBSOLETE)~~ Fabric-Mayer Fabrics Riddle X 264-006 Graphite and Black Poly

PAGE 10/11 SPREAD

Panel Fabric-Mayer Fabrics Pick Up Sticks 147-010 Mocha
Trim/Accessories-Black (BL)
Work Surface Laminate-Biltmore Cherry (LBT)
Tackboard Fabric-Mayer Fabrics Gabardine 149-017 Tan
Overheads-Black Paint with Gabardine 149-017 Tan Upper Doors.
Navigator® Seating Fabric in Office-Mayer Fabrics Brocade 287-000 Clove with Black Poly
Pride® Chair Fabric in Office-Mayer Fabrics Quintessence Faux Leather QU01 Clay Pot
Snap™ Chair in Reception Station-Mayer Fabrics Foundation UFB3513 Sherwood with Black Poly

